

# COVID update Aug 31 2020

---

Brigg Reilley MPH

[Breilley@npaihb.org](mailto:Breilley@npaihb.org)

No disclosures

Opinions expressed only my own

EDITORIAL

# Audio Interview: Operation Warp Speed and Covid-19

Eric J. Rubin, M.D., Ph.D., Lindsey R. Baden, M.D., and Stephen Morrissey, Ph.D.

August 27, 2020

N Engl J Med 2020; 383:e79

DOI: 10.1056/NEJMe2028547

Produce and deploy by mid 2021


Will support 8 vaccine candidates

Govt standardized protocols

Govt pays downstream costs to de-risk R&D and manufacture

Must maintain transparent process and data on safety and efficacy

Govt and researchers need to be able to maintain trust of public,  
which will have direct impact on vaccine uptake



---

Recent selected media

Indian Country and COVID

## Quinault Indian Reservation closed to visitors due to increase in COVID-19 cases

by KOMO News Staff | Sunday, August 23rd



AUG. 28, 2020

In The News

Coronavirus

USPS

Abe resigns

Riot rules

Wine woes

Beach party

THINK OUT LOUD

## Umatilla Indian Reservation serious about COVID-19 response



By Allison Frost (OPB)

Aug. 19, 2020 4:17 p.m.

Broadcast: Thursday Aug 19

By KTVZ news sources

Published August 26, 2020 9:18 pm

## Warm Springs tribal government, Indian Head Casino set to reopen

# the TIMBERJAY

Serving Northern St. Louis County, Minnesota

Home

News

Opinion

Subscribe

Store

Business Directory

Classifieds

Archives

Cont

⚠ You have 2 free items remaining before a subscription is required. [Subscribe now!](#) | [Log In](#)

## Coronavirus cases rise at Bois Forte

Area restaurants remain closed



The Indian Health Service continues to work closely with our tribal partners to coordinate a comprehensive public health response to COVID-19. [Read](#)

[About IHS](#)

[Locations](#)

[for Patients](#)

[for Providers](#)

[Community Health](#)

[Careers@IHS](#)

[Newsroom](#)

[Newsroom](#) / [IHS Blog](#) / [August 2020 Blogs](#) / IHS doctor recounts her experiences managing the early phases of the COVID-19 pandemic

## Newsroom

[Announcements](#)

[Fact Sheets](#)

[Congressional Testimony](#)

## IHS doctor recounts her experiences managing the early phases of the COVID-19 pandemic

*by Natalie Holt, MD, deputy chief medical officer, Great Plains Area Indian Health Service*

*August 19, 2020*

<https://www.ihs.gov/newsroom/ihs-blog/august2020/ihs-doctor-recounts-her-experiences-managing-the-early-phases-of-the-covid-19-pandemic/>

# CDC & IHS data

---

# Unofficial COVID data, IHS, August 22-29

Area	New positive tests	% increase positive tests	% increase in total tests done	% tests positive	new positive tests per 100,000 population **
AK	166	15%	8%	2%	127
ABQ	22	1%	2%	2%	18
BEM	97	9%	9%	3%	71
BIL	173	12%	2%	14%	224
CA	31	5%	7%	5%	15
GP	237	12%	8%	6%	196
NAS	31	2%	4%	3%	22
NAV	121	1%	4%	5%	52
OKC	709	9%	6%	9%	174
PHX	191	2%	5%	7%	86
POR	170	8%	7%	8%	74
TUC	5	1%	3%	3%	12
<b>TOTAL</b>	<b>1953</b>	<b>5%</b>	<b>6%</b>	<b>5%</b>	<b>95</b>

% increase over cumulative total as taken from Aug 23 and Aug 30 IHS coronavirus dashboard; does not indicate trends

<https://www.ihs.gov/coronavirus/>

\*\*User pop as denominator, taken from Trends in Indian Health, 2014 version, chart 2.2 [https://www.ihs.gov/sites/dps/themes/responsive2017/display\\_objects/documents/Trends2014Book508.pdf](https://www.ihs.gov/sites/dps/themes/responsive2017/display_objects/documents/Trends2014Book508.pdf)

# Unofficial COVID data, IHS, August 22-29

Area	New positive tests	% increase positive tests	% increase in total tests done	% tests positive	new positive tests per 100,000 population **
AK	166	15%	8%	2%	127
ABQ	22	1%	2%	2%	18
BEM	97	9%	9%	3%	71
BIL	173	12%	2%	14%	224
CA	31	5%	7%	5%	15
GP	237	12%	8%	6%	196
NAS	31	2%	4%	3%	22
NAV	121	1%	4%	5%	52
OKC	709	9%	6%	9%	174
PHX	191	2%	5%	7%	86
POR	170	8%	7%	8%	74
TUC	5	1%	3%	3%	12
<b>TOTAL</b>	<b>1953</b>	<b>5%</b>	<b>6%</b>	<b>5%</b>	<b>95</b>

% increase over cumulative total as taken from Aug 23 and Aug 30 IHS coronavirus dashboard; does not indicate trends

<https://www.ihs.gov/coronavirus/>

\*\*User pop as denominator, taken from Trends in Indian Health, 2014 version, chart 2.2 [https://www.ihs.gov/sites/dps/themes/responsive2017/display\\_objects/documents/Trends2014Book508.pdf](https://www.ihs.gov/sites/dps/themes/responsive2017/display_objects/documents/Trends2014Book508.pdf)



# Unofficial COVID data, IHS, August 22-29

Area	New positive tests	% increase positive tests	% increase in total tests done	% tests positive	new positive tests per 100,000 population **
AK	166	15%	8%	2%	127
ABQ	22	1%	2%	2%	18
BEM	97	9%	9%	3%	71
BIL	173	12%	2%	14%	224
CA	31	5%	7%	5%	15
GP	237	12%	8%	6%	196
NAS	31	2%	4%	3%	22
NAV	121	1%	4%	5%	52
OKC	709	9%	6%	9%	174
PHX	191	2%	5%	7%	86
POR	170	8%	7%	8%	74
TUC	5	1%	3%	3%	12
<b>TOTAL</b>	<b>1953</b>	<b>5%</b>	<b>6%</b>	<b>5%</b>	<b>95</b>

% increase over cumulative total as taken from Aug 23 and Aug 30 IHS coronavirus dashboard; does not indicate trends

<https://www.ihs.gov/coronavirus/>

\*\*User pop as denominator, taken from Trends in Indian Health, 2014 version, chart 2.2 [https://www.ihs.gov/sites/dps/themes/responsive2017/display\\_objects/documents/Trends2014Book508.pdf](https://www.ihs.gov/sites/dps/themes/responsive2017/display_objects/documents/Trends2014Book508.pdf)

# Unofficial COVID data, IHS, August 22-29




Area	New positive tests	% increase positive tests	% increase in total tests done	% tests positive	new positive tests per 100,000 population **
AK	166	15%	8%	2%	127
ABQ	22	1%	2%	2%	18
BEM	97	9%	9%	3%	71
BIL	173	12%	2%	14%	224
CA	31	5%	7%	5%	15
GP	237	12%	8%	6%	196
NAS	31	2%	4%	3%	22
NAV	121	1%	4%	5%	52
OKC	709	9%	6%	9%	174
PHX	191	2%	5%	7%	86
POR	170	8%	7%	8%	74
TUC	5	1%	3%	3%	12
TOTAL	1953	5%	6%	5%	95

% increase over cumulative total as taken from Aug 23 and Aug 30 IHS coronavirus dashboard; does not indicate trends

<https://www.ihs.gov/coronavirus/>

\*\*User pop as denominator, taken from Trends in Indian Health, 2014 version, chart 2.2 [https://www.ihs.gov/sites/dps/themes/responsive2017/display\\_objects/documents/Trends2014Book508.pdf](https://www.ihs.gov/sites/dps/themes/responsive2017/display_objects/documents/Trends2014Book508.pdf)

# Unofficial COVID data, IHS, August 22-29

Area	New positive tests	% increase positive tests	% increase in total tests done	% tests positive	new positive tests per 100,000 population **
AK	166	15%	8%	2%	127
ABQ	22	1%	2%	2%	18
BEM	97	9%	9%	3%	71
BIL	173	12%	2%	14%	224 
CA	31	5%	7%	5%	15
GP	237	12%	8%	6%	196 
NAS	31	2%	4%	3%	22
NAV	121	1%	4%	5%	52
OKC	709	9%	6%	9%	174 
PHX	191	2%	5%	7%	86
POR	170	8%	7%	8%	74
TUC	5	1%	3%	3%	12
<b>TOTAL</b>	<b>1953</b>	<b>5%</b>	<b>6%</b>	<b>5%</b>	<b>95</b>

% increase over cumulative total as taken from Aug 23 and Aug 30 IHS coronavirus dashboard; does not indicate trends

<https://www.ihs.gov/coronavirus/>

\*\*User pop as denominator, taken from Trends in Indian Health, 2014 version, chart 2.2 [https://www.ihs.gov/sites/dps/themes/responsive2017/display\\_objects/documents/Trends2014Book508.pdf](https://www.ihs.gov/sites/dps/themes/responsive2017/display_objects/documents/Trends2014Book508.pdf)

# New/Updated Guidance of Note

---

## **CDC**

Testing of asymptomatic contacts

Guidance for retail workers to prevent violence enforcing mask rules

## **FDA**

Antigen test EUA issued

Consumer warning on sanitizer issued

# CDC changes testing guidance

---

## THEN

Testing is recommended for all close contacts of persons with SARS-CoV-2 infection. Because of the potential for asymptomatic and pre-symptomatic transmission, it is important that contacts of individuals with SARS-CoV-2 infection be quickly identified and tested

<https://web.archive.org/web/20200820045121/https://www.cdc.gov/coronavirus/2019-ncov/hcp/testing-overview.html>

## NOW

If you have been in close contact (within 6 feet) of a person with a COVID-19 infection for at least 15 minutes but do not have symptoms: You do not necessarily need a test unless you are a vulnerable individual or your health care provider or State or local public health officials recommend you take one.”

<https://www.cdc.gov/coronavirus/2019-ncov/hcp/testing-overview.html>

# Or, maybe not clarification quotes Aug 27

---

## Dr Redfield:

“Everyone who needs a Covid-19 test can get a test. Everyone who wants a test does not necessarily need a test,”

“placing an emphasis on testing individuals with symptomatic illness, individuals with a significant exposure, vulnerable populations including nursing homes or long-term care facilities, critical infrastructure workers, health care workers and first responders, or those individuals who may be asymptomatic when prioritized by medical and public health officials.”

## ADM Giroir :

“There are going to be areas that public health officials say, ‘We want to test a lot of asymptomatic people because we have spread or we have an increase in positivity.’ We want to support that. That is a whole different situation than someone waking up in a place where there’s a 1% prevalence and saying I want to get tested today tomorrow and the next day. That’s really not indicated.”

# Coronavirus Disease 2019 (COVID-19)



Your Health ▾

Community, Work & School ▾

Healthcare Workers & Labs ▾

Health Depts ▾

Cases & Data ▾

More ▾

🏠 Community, Work & School

Health Equity

+

Community Mitigation  
Framework

Cleaning & Disinfecting

+

COMMUNITY, WORK & SCHOOL

## Limiting Workplace Violence Associated with COVID-19 Prevention Policies in Retail and Services Businesses

Updated Aug. 24, 2020


Languages ▾

Print



<https://www.cdc.gov/coronavirus/2019-ncov/community/organizations/business-employers/limit-workplace-violence.html>

# Employers can take action to prevent workplace violence



Offer customers options to minimize their contact with others and promote [social distancing](#). These options can include curbside pick-up; personal shoppers; home delivery for groceries, food, and other services; and alternative shopping hours.



Post signs that let customers know about policies for wearing [masks](#), [social distancing](#), and the maximum number of people allowed in a business facility.



Advertise COVID-19-related policies on the business website.



Provide employee training on threat recognition, conflict resolution, nonviolent response, and on any other relevant topics related to workplace violence response.



HEAR ONE AND ALL  
WHO ENTER THESE PREMISES

This means YOU

BY EXECUTIVE ORDER OF  
GOVERNOR NED LAMONT  
OF THE  
STATE OF CONNECTICUT

We are bound by certain RULES

RETAIL SECTOR RULES REQUIRE ALL PATRONS TO

WEAR A FACE COVERING\*

Do these things

MAINTAIN SIX FEET OF  
SOCIAL DISTANCE

FOLLOW DIRECTIONAL MARKS

We won't confront you/de-escalation

*\*We assume unmasked guests have  
unquestionable medical reasons ;)*

It's official: state logo



<https://www.fda.gov/news-events/press-announcements/covid-19-update-fda-authorizes-first-diagnostic-test-where-results-can-be-read-directly-testing-card>

FDA NEWS RELEASE

# COVID-19 Update: FDA Authorizes First Diagnostic Test Where Results Can Be Read Directly From Testing Card



For Immediate Release: August 26, 2020

# The details—antigen test

---

-NP swab, sample put onto a testing card with reagent, 15 minutes to get results


-credit card size, no equipment needed

-point-of-care settings/doctor's office

-Manufacturer plans to make up to 50 million tests available monthly in the U.S. at the beginning of October 2020, with a \$5 price tag

-can be paired with an app from manufacturer

-antigen tests are very specific but not as sensitive as molecular tests. Negative results from an antigen test should be considered in the context of clinical observations, patient history and epidemiological information.



# While we are on testing—salivadirect?

---

Any responses to inquiries to your contract lab becoming an authorized lab?

Your experience can help us learn if and how this is best used in Indian Country

FDA NEWS RELEASE

# COVID-19 Update: FDA Warns Consumers About Hand Sanitizer Packaged in Food and Drink Containers



## **FDA urges consumers not use certain hand sanitizer products**

The following chart outlines the information on hand sanitizer labels for consumers to use to identify a product that:

- Has been tested by FDA and found to contain methanol or 1-propanol.
- Is labeled to contain methanol.
- Has been tested and is found to have microbial contamination.
- Is being recalled by the manufacturer or distributor.
- Is subpotent, meaning it has less than the required amount of ethyl alcohol, isopropyl alcohol or benzalkonium chloride.
- Is purportedly made at the same facility as products that have been tested by FDA and found to contain methanol or 1-propanol .



**U.S. FDA** ✓ @US\_FDA · Aug 27

Beware of alcohol-based hand sanitizers packaged in containers that may appear as food or drinks. Hand sanitizer can be toxic if ingested. FDA found hand sanitizers packaged in beer cans; children's food pouches; and water, juice and vodka bottles.



COVID-19 Update: FDA Warns Consumers About Hand Sanitizer Packag...  
FDA warns consumers about hand sanitizers packaged in containers that may appear as food or drinks which may put consumers at risk of seriou...

[fda.gov](https://www.fda.gov)



# Thank you

---

Questions?

Challenges?

Lessons learned?

